

Introduction

Janet Ady, PhD

- Mobilize Frederick
- NAAEE, PLT
- Audubon Society of Central Maryland
- Potomac Audubon Society
- Sustainability Commission

Sharon Steger

- Middletown High
- Biology
- Environmental Science
- Service Learning Fellow

Kim Semrad

- Special Ed. Teacher

Brian Brotherton

- Catoctin High
- Biology
- AP Biology
- A&P
- Conservation Club Advisor

Overview

Session Objectives:

- Describe Human Impact Film Festivals and how they relate to the curriculum.
- Find lessons and resources for implementation in your classroom.
- Implement a Human Impact Film Festival for your school and community.

Agenda:

- What is a Human Impact Film Festival and why do one?
- Share examples of films and teaching approaches from two schools
- Provide tips and tricks for doing this at your school

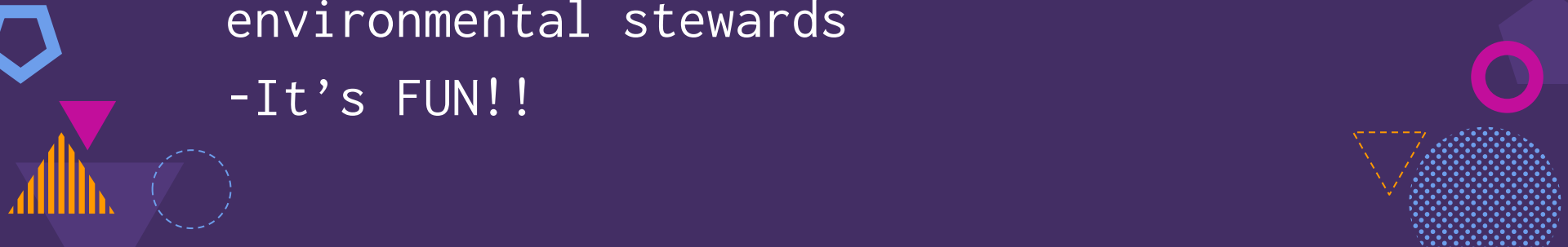
What is a Human Impact Film Festival?

- Sharing student created films and PSAs with the public
- Projects are research based and focused on solutions



Why?



- Effective, engaging way to meet NGSS standards
 - Promote student and community engagement
 - Inspire next generation of environmental stewards
 - It's FUN!!
- 

Example Public Service Announcements



Example Public Service Announcements



What Is A Forest

Example Public Service Announcements



Middletown PSA Approach

Goal: Create a 1 Minute PSA about a human impact on the environment and research an environmental agency working to solve the issue

Day 1: HIPC00 Notes (define problem, effect on biodiversity, example solution)


Day 2: Environmental organization research (mission, vision, goals)

Day 3: PSA subtopic research and solutions (Noodletools)

Day 4-8: WeVideo Editing

Middletown PSA Approach

Optional: Guest Speakers to kick off PSA



Ben Friton from the Reed Center

Example Documentary



Catoctin Documentary Approach

Goal: Create a 5 Minute film that covers the history and effects of an environmental issue, and uses the engineering design process to create viable solutions

Day 1: Introduction: phenomena, example project, research and citing FYI

Day 2: Research (background, biodiversity impact, before/after), follow-up with interview subjects

Day 3: Research (pros/cons significance, examples), interview

Day 4: Design Process Solutions

Day 5-8: WeVideo Editing


The Big DAY!!



The Big DAY!!



The Big DAY!!



Planning and Preparation

- Coordinate with media specialist
 - They can cover research basics, using databases, NoodleTools, and WeVideo
- If doing interviews:
 - 2 months out have students choose topics and make interview contacts. Google meets can record the interviews
- Contact local organizations for judges/guest speakers:
 - Mobilize Frederick, Sunrise Movement, Clean Water Action, Catoctin Forest Alliance, etc.
- See if regional library will host
- Get snacks and decorate

“

Questions??